



Summary Feedback

(Combined feedback broadcasted at multiple times this week)

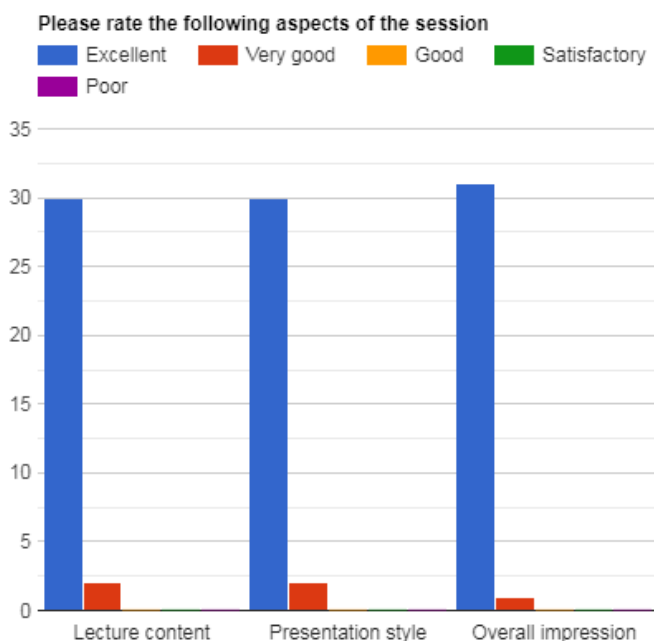
PRE - RECORDED ST1-ST4 Teaching Programme 2023

FRCR 1 - Head & Neck Anatomy (Part B) (i) Orbit (ii) PNS (iii) Oral Cavity (iv) Neck (v) Larynx (vi) Quiz (8th and 9th July 2023)

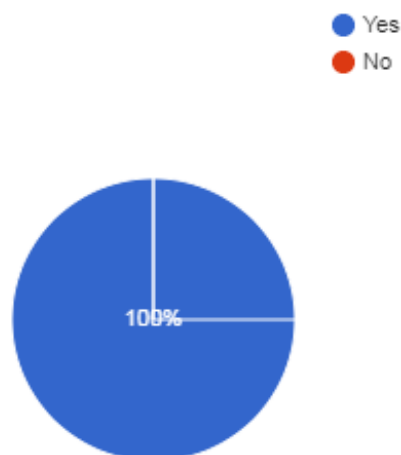
Lecturer: Sami Khan & Nicholas Chua

Summary Points:

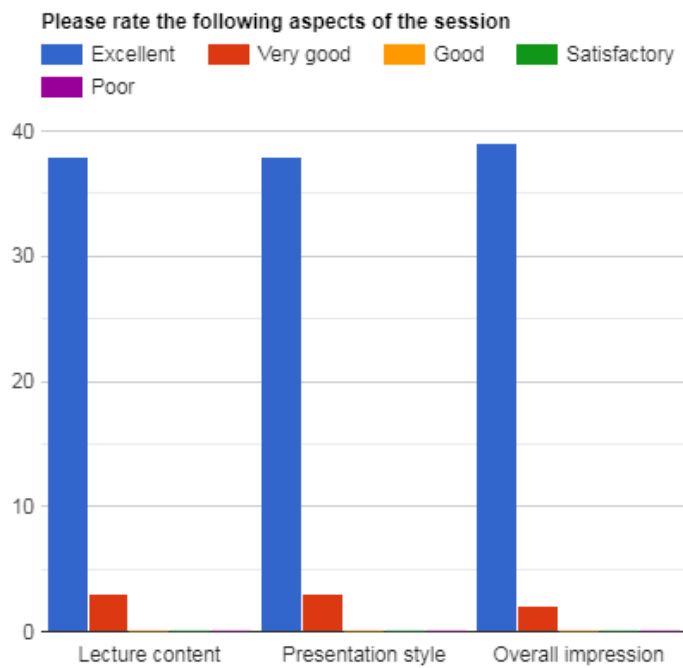
- Total Attendees: 230 from 30 Countries (Bahrain, China, Dominica, Egypt, Hong Kong, India, Indonesia, Iraq, Jordan, Kenya, Malaysia, Nepal, Nigeria, Oman, Pakistan, Poland, Qatar, Saudi Arabia, Singapore, South Africa, Spain, Sri Lanka, Sudan, Swaziland, Türkiye, UAE, UK, Yemen, Zambia, Zimbabwe).
- Total duration: 3 hours (each session broadcasted thrice during the week)
- Total feedback received from 78 participants, from three different broadcasts



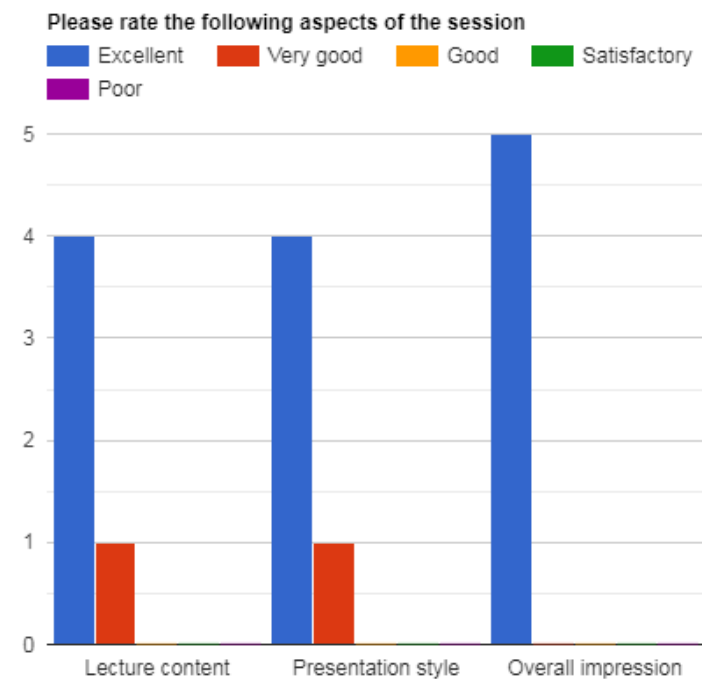
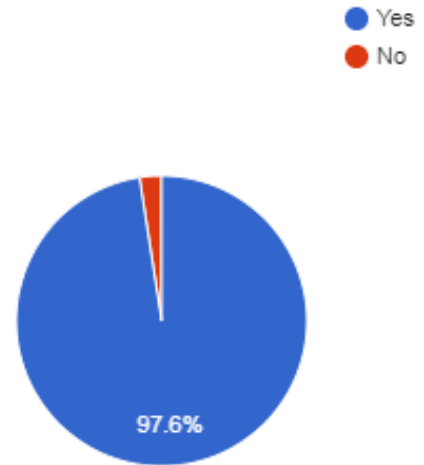
Did you find it useful
32 responses



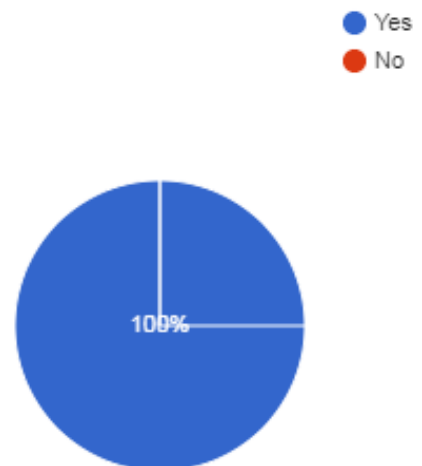
FRCR 1 - Head & Neck Anatomy (Part B) - (i) Orbit (ii) PNS (iii) Oral Cavity (iv) Neck (v) Larynx (vi) Quiz



Did you find it useful
41 responses



Did you find it useful
5 responses

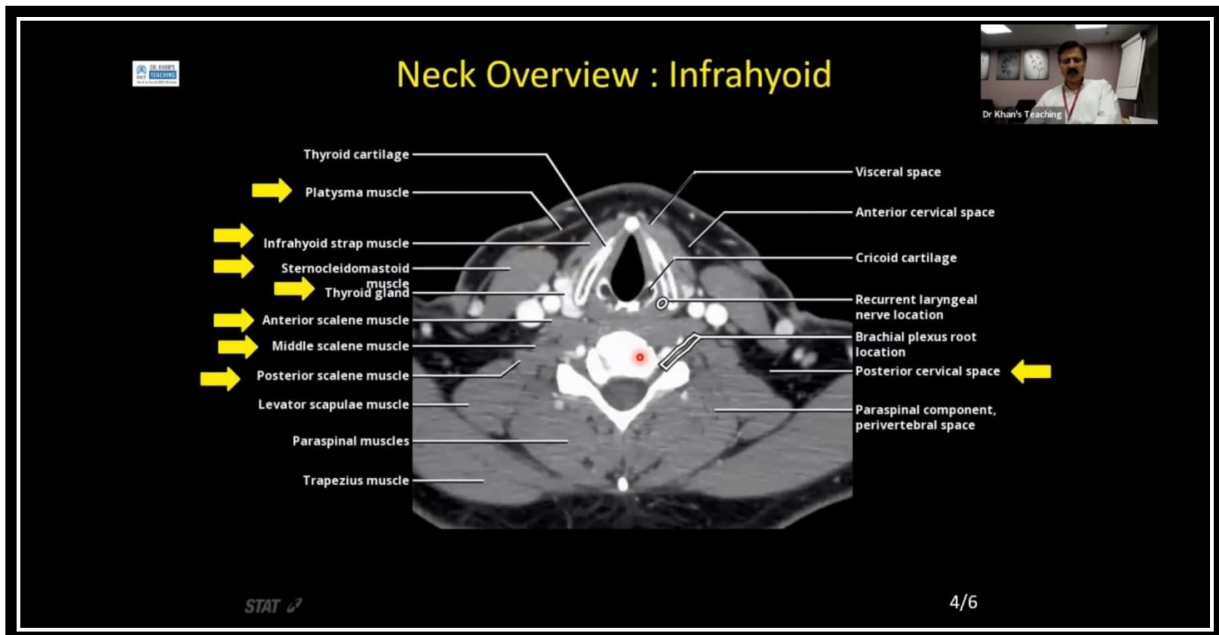
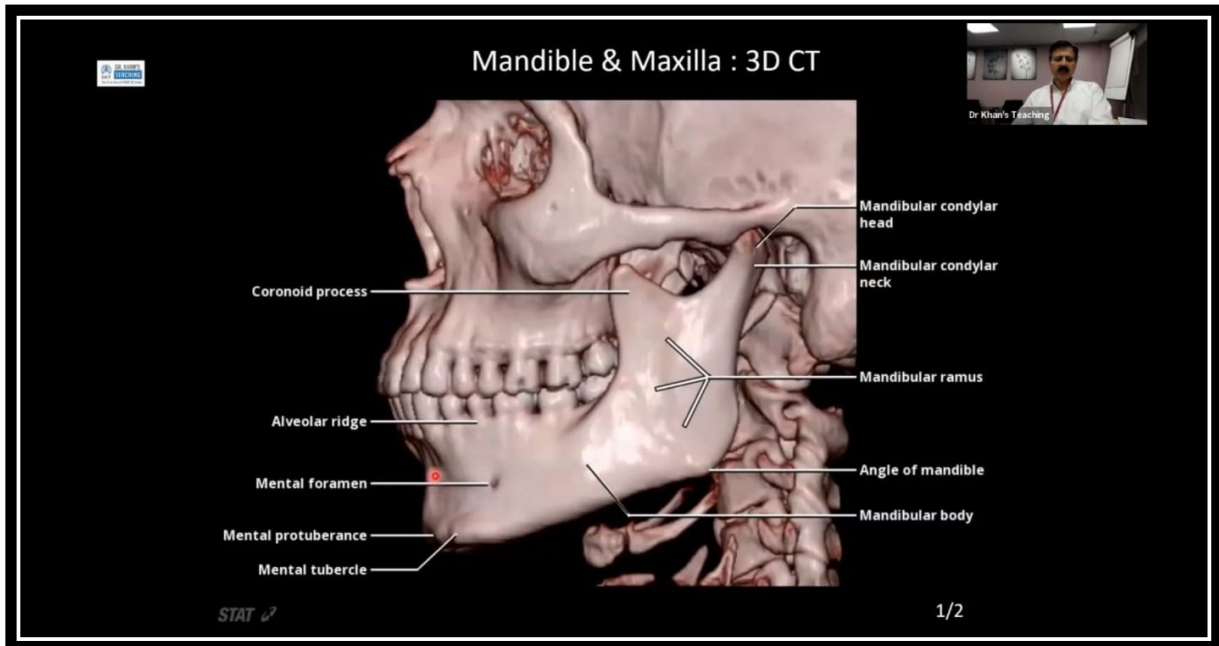


Testimonials

- The way of Dr Khan's teaching is excellent, making difficult things much easier to understand. Thanks to him very much (Türkiye).
- Very helpful and exactly what I needed for reinforcement of anatomy and to help with reporting (UK).

FRCR 1 - Head & Neck Anatomy (Part B) - (i) Orbit (ii) PNS (iii) Oral Cavity (iv) Neck (v) Larynx (vi) Quiz

- Excellent work by Dr Khan and team (Zimbabwe).
- Excellent job (Pakistan).
- Great content (Zambia).
- Excellent teaching (UK).
- Excellent teaching session (Algeria).
- Excellent clarity of anatomy (Zimbabwe).
- The pterygopalatine fossa in all 3 dimensions was the most useful aspect (India).
- The style of presentation was amazing (UK).
- Going through the anatomy on DICOM was great (Zimbabwe).
- Excellent (Pakistan).
- The way of teaching was amazing (Pakistan).
- The lecture itself was absolutely great (UK).
- Excellent teaching session (Algeria).
- All aspects were valuable (Pakistan).
- Nice (Pakistan).
- Very educative (Nigeria).
- Everything is perfect (Pakistan).
- Perfect (Pakistan).
- Excellent and very much needed revision of H&N anatomy (UK).
- Superb teaching (Pakistan).
- Teaching method and material were very valuable (UAE).
- Crisp anatomy, oriented for exam (India).
- Good presentation (Malaysia).
- Impressive (Pakistan).
- Great knowledge (Pakistan).
- Whole lecture was useful (Pakistan).
- Teaching and illustrations were the most helpful (Nigeria).
- Excellent explanation with pictures (Oman).
- Osteomeatal complex anatomy was very helpful (Sri Lanka).
- Excellent session (Pakistan).
- Excellent real time DICOM teaching (Bahrain).
- Lecture and the images were amazing (Pakistan).



=====XX=====XX=====